


# G3

Quick Start Guide




## 1 Download GlocalMe APP

- Download and Install GlocalMe App on your mobile




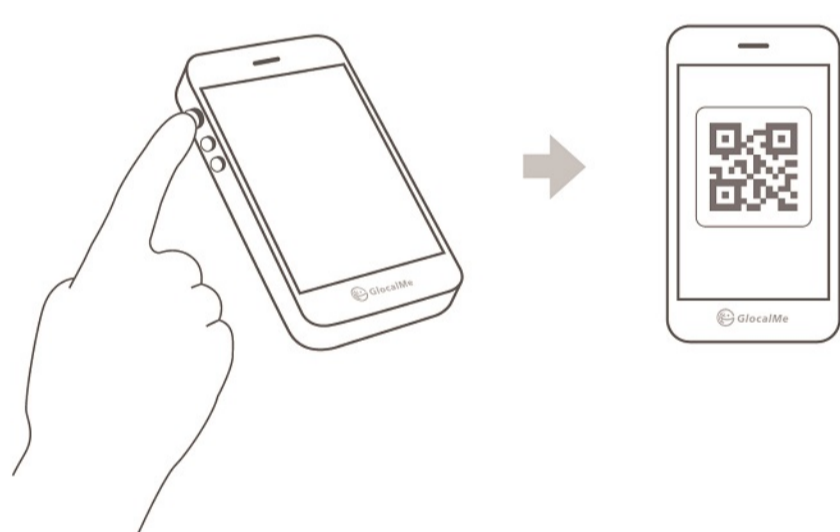
## 2 Register a GlocalMe Account (in APP)

- Press **Login** → **Register**
- Follow the step to register an account (You can register by email or mobile number)



## 3 Turn on G3

- Press and hold the power button  for 3 second
- Press **Login** on home page and find the device QR-Code on the screen



## 4 G3 Activation

- Open GlocalMe APP
- Press **My Device** → **Activate Device**
- Scan the QR-Code (Step 3) on G3
- Re-start your G3 after activation success



## 5 Connect GlocalMe Wi-Fi

- Press **Hotspot** on G3 and find the Wi-Fi name and password
- Connect your mobile device in Wi-Fi setting

